


STATEMENT OF APPROVED BUDGET, UTILIZATIONS, DISBURSEMENTS AND BALANCES FOR TRUST RECEIPTS
(for implementing Agency use Only)
As of the Quarter Ending December 31, 2021

Department : State Universities and Colleges
Agency : TARLAC STATE UNIVERSITY
Operating Unit :
Organization Code : 08 037 00 00000
Funding Source Code (as 07- Trust Receipts)

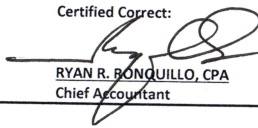
Inter Agency Fund Transfer
Grants and Donations (Less than 12 months)

Source Agencies and Projects	UACS CODE	Approved Budget			Budget Utilization					Disbursements					BALANCES		
		Approved Budgeted Revenue/ Receipts	Adjustments (Additions, Reductions, Modifications/ Augmentations)	Adjusted Budgeted Revenue	1st Quarter Ending March 31	2nd Quarter Ending June 30	3rd Quarter Ending Sept. 30	4th Quarter Ending Dec. 31	Total	1st Quarter Ending March 31	2nd Quarter Ending June 30	3rd Quarter Ending Sept. 30	4th Quarter Ending Dec. 31	Total	Unutilized Budget	Unpaid Utilizations (10-19) = (17+18)	
																Due and Demandable	Not Yet Due and Demandable
1	2	3	4	5=[3+(-)4]	6	7	8	9	10=(6+7+8+9)	11	12	13	14	15=(11+12+13+14)	16=(5-10)	17	18
TF FINANCIAL ASSISTANCE	20401010-00-FA	4,379,282.38	(2,118,935.00)	6,498,217.38	222.00	691,500.00	18,160.00	68,000.00	777,882.00	222.00	57,000.00	640,500.00	42,000.00	739,722.00	5,720,335.38	38,160.00	
PS	50100000 00																
MOOE	50200000 00	4,379,282.38	(2,118,935.00)	6,498,217.38	222.00	691,500.00	18,160.00	68,000.00	777,882.00	222.00	57,000.00	640,500.00	42,000.00	739,722.00	5,720,335.38	38,160.00	
Fin Exp.(if applicable)	50300000 00																
CO	50600000 00																
TF OTHERS	20401010-00-OTHERS	1,773,073.27	(713,613.17)	2,486,686.44	296,282.00	81,103.00	77,771.00	162,538.00	617,694.00	290,007.00	64,878.00	100,271.00	155,473.00	610,629.00	1,868,992.44	7,065.00	
PS	50100000 00																
MOOE	50200000 00	1,773,073.27	(713,613.17)	2,486,686.44	296,282.00	81,103.00	77,771.00	162,538.00	617,694.00	290,007.00	64,878.00	100,271.00	155,473.00	610,629.00	1,868,992.44	7,065.00	
Fin Exp.(if applicable)	50300000 00																
CO	50600000 00																
STUDENT FEES	20401010-00-SF																
PS	50100000 00																
MOOE	50200000 00																
Fin Exp.(if applicable)	50300000 00																
CO	50600000 00																
SCHOLARSHIP GRANTS	20401010-00-SG	3,246,619.71	84,542.40	3,162,077.31	284,648.81	30,333.93		25,719.80	340,702.54	4,648.81	310,333.93		25,719.80	340,702.54	2,821,374.77		
PS	50100000 00																
MOOE	50200000 00	3,246,619.71	84,542.40	3,162,077.31	284,648.81	30,333.93		25,719.80	340,702.54	4,648.81	310,333.93		25,719.80	340,702.54	2,821,374.77		
Fin Exp.(if applicable)	50300000 00																
CO	50600000 00																
DUE TO NGAS	20201050	30,388,259.96	(58,838,958.92)	89,227,218.88	15,384,247.04	210,000.00	6,489,500.00	20,581,231.16	42,664,978.20	126,975.82	12,427,271.22	562,000.00	18,060,826.16	31,177,073.20	46,562,240.68	11,487,905.00	
PS	50100000 00																
MOOE	50200000 00	30,388,259.96	(58,838,958.92)	89,227,218.88	15,384,247.04	210,000.00	6,489,500.00	20,581,231.16	42,664,978.20	126,975.82	12,427,271.22	562,000.00	18,060,826.16	31,177,073.20	46,562,240.68	11,487,905.00	
Fin Exp.(if applicable)	50300000 00																
CO	50600000 00																
GUARANTY/SECURITY DEPOSITS PAYABLE	20401040	1,882,251.51	(505,593.85)	2,387,845.36	43,870.70	50,000.00			93,870.70	22,783.70	21,087.00			43,870.70	2,293,974.66	50,000.00	
PS	50100000 00																
MOOE	50200000 00	1,882,251.51	(505,593.85)	2,387,845.36	43,870.70	50,000.00			93,870.70	22,783.70	21,087.00			43,870.70	2,293,974.66	50,000.00	
Fin Exp.(if applicable)	50300000 00																
CO	50600000 00																
GRAND TOTAL		41,669,486.83	(62,092,558.54)	103,762,045.37	16,009,270.55	1,062,936.93	6,585,431.00	20,837,488.96	44,495,127.44	444,637.33	12,880,570.15	1,302,771.00	18,284,018.96	32,911,997.44	59,266,917.93	11,583,130.00	
PS																	
MOOE		41,669,486.83	(62,092,558.54)	103,762,045.37	16,009,270.55	1,062,936.93	6,585,431.00	20,837,488.96	44,495,127.44	444,637.33	12,880,570.15	1,302,771.00	18,284,018.96	32,911,997.44	59,266,917.93	11,583,130.00	
Fin Exp.(if applicable)																	
CO																	


Certified Correct:


JASPER A. YAUDER, CPA
Budget Officer

Certified Correct:


RYAN R. BONQUILLO, CPA
Chief Accountant

Approved by:


DR. MYRNA Q. MALLARI, CPA
President