

MONTHLY REPORT OF DISBURSEMENTS
For the month of May 2025


Department : State Universities and Colleges (SUCs)
 Agency/Entity : Tarlac State University
 Operating Unit : < not applicable >
 Organization Code (UACS) : 100 007 000000
 Fund Cluster : 01 - Regular Agency Fund
 (e.g. UACS Fund Cluster; 01-Regular Agency Fund, 02-Foreign Assisted Projects Fund, 03-Special Account-Locally Funded/Domestic Grants Fund, etc.)


Particulars	Current Year Budget					Prior Year's Budget										Current Year's Accounts Payable					Trust Liabilities					Grand Total					Remarks
	PS	MOOE	FinEx	CO	TOTAL	Prior Year's Accounts Payable					Current Year's Accounts Payable					PS	MOOE	FinEx	CO	TOTAL	PS	MOOE	FinEx	CO	TOTAL	PS	MOOE	FinEx	CO	TOTAL	
	1	2	3	4	5	6=(2+3+4+5)	7	8	9	10	11=(7+8+9+10)	12	13	14	15	16=	17=(11+16)	18=(8+17)	19	20	21	22=(19+20+21)	23	24	25	26	27=(23+24+25+26)	28			
CASH DISBURSEMENTS	62,520,783.09	142,385,861.50	0.00	0.00	194,906,644.59	0.00	0.00	0.00	0.00	0.00	103,219.55	300.00	0.00	0.00	0.00	103,519.55	103,519.55	195,010,164.14	0.00	0.00	0.00	0.00	52,624,002.64	142,386,161.50	0.00	0.00	195,010,164.14	0.00			
Notice of Cash Allocation (NCA)	62,520,783.09	142,385,861.50	0.00	0.00	194,906,644.59	0.00	0.00	0.00	0.00	0.00	103,219.55	300.00	0.00	0.00	0.00	103,519.55	103,519.55	195,010,164.14	0.00	0.00	0.00	0.00	52,624,002.64	142,386,161.50	0.00	0.00	195,010,164.14	0.00			
MDS Checks Issued	3,037,930.75	4,635,371.86	0.00	0.00	7,673,302.61	0.00	0.00	0.00	0.00	0.00	400.00	0.00	0.00	0.00	400.00	400.00	7,673,702.61	7,673,702.61	0.00	0.00	0.00	0.00	3,038,330.75	4,635,371.86	0.00	0.00	7,673,702.61	0.00			
Advice to Debit Account	49,482,852.34	137,750,489.64	0.00	0.00	187,233,341.98	0.00	0.00	0.00	0.00	0.00	102,819.55	300.00	0.00	0.00	0.00	103,119.55	103,119.55	187,336,461.53	0.00	0.00	0.00	0.00	49,585,671.89	137,750,789.64	0.00	0.00	187,336,461.53	0.00			
Notice of Transfer Allocations (NTA)	0.00	0.00	0.00	0.00	0.00	0.00	0.00	0.00	0.00	0.00	0.00	0.00	0.00	0.00	0.00	0.00	0.00	0.00	0.00	0.00	0.00	0.00	0.00	0.00	0.00	0.00	0.00	0.00	0.00	0.00	
MDS Checks Issued	0.00	0.00	0.00	0.00	0.00	0.00	0.00	0.00	0.00	0.00	0.00	0.00	0.00	0.00	0.00	0.00	0.00	0.00	0.00	0.00	0.00	0.00	0.00	0.00	0.00	0.00	0.00	0.00	0.00	0.00	
Advice to Debit Account	0.00	0.00	0.00	0.00	0.00	0.00	0.00	0.00	0.00	0.00	0.00	0.00	0.00	0.00	0.00	0.00	0.00	0.00	0.00	0.00	0.00	0.00	0.00	0.00	0.00	0.00	0.00	0.00	0.00	0.00	
Working Fund for FAPs	0.00	0.00	0.00	0.00	0.00	0.00	0.00	0.00	0.00	0.00	0.00	0.00	0.00	0.00	0.00	0.00	0.00	0.00	0.00	0.00	0.00	0.00	0.00	0.00	0.00	0.00	0.00	0.00	0.00	0.00	
Cash Disbursement Ceiling (CDC)	0.00	0.00	0.00	0.00	0.00	0.00	0.00	0.00	0.00	0.00	0.00	0.00	0.00	0.00	0.00	0.00	0.00	0.00	0.00	0.00	0.00	0.00	0.00	0.00	0.00	0.00	0.00	0.00	0.00	0.00	
TOTAL CASH DISBURSEMENTS	62,520,783.09	142,385,861.50	0.00	0.00	194,906,644.59	0.00	0.00	0.00	0.00	0.00	103,219.55	300.00	0.00	0.00	0.00	103,519.55	103,519.55	195,010,164.14	0.00	0.00	0.00	0.00	52,624,002.64	142,386,161.50	0.00	0.00	195,010,164.14	0.00			
NON-CASH DISBURSEMENTS	2,331,946.81	2,306,516.52	0.00	0.00	4,638,463.33	0.00	0.00	0.00	0.00	0.00	0.00	0.00	0.00	0.00	0.00	0.00	0.00	4,638,463.33	0.00	0.00	0.00	0.00	2,331,946.81	2,306,516.52	0.00	0.00	4,638,463.33	0.00			
Tax Remittance Advices Issued (TRA)	2,331,946.81	2,306,516.52	0.00	0.00	4,638,463.33	0.00	0.00	0.00	0.00	0.00	0.00	0.00	0.00	0.00	0.00	0.00	0.00	4,638,463.33	0.00	0.00	0.00	0.00	2,331,946.81	2,306,516.52	0.00	0.00	4,638,463.33	0.00			
Non-Cash Availment Authority (NCAA)	0.00	0.00	0.00	0.00	0.00	0.00	0.00	0.00	0.00	0.00	0.00	0.00	0.00	0.00	0.00	0.00	0.00	0.00	0.00	0.00	0.00	0.00	0.00	0.00	0.00	0.00	0.00	0.00	0.00		
Disbursements effected through outright deductions from claims (please specify...)	0.00	0.00	0.00	0.00	0.00	0.00	0.00	0.00	0.00	0.00	0.00	0.00	0.00	0.00	0.00	0.00	0.00	0.00	0.00	0.00	0.00	0.00	0.00	0.00	0.00	0.00	0.00	0.00	0.00		
Overpayment of expenses (e.g. personnel benefits)	0.00	0.00	0.00	0.00	0.00	0.00	0.00	0.00	0.00	0.00	0.00	0.00	0.00	0.00	0.00	0.00	0.00	0.00	0.00	0.00	0.00	0.00	0.00	0.00	0.00	0.00	0.00	0.00	0.00	0.00	
Restitution for loss of government property	0.00	0.00	0.00	0.00	0.00	0.00	0.00	0.00	0.00	0.00	0.00	0.00	0.00	0.00	0.00	0.00	0.00	0.00	0.00	0.00	0.00	0.00	0.00	0.00	0.00	0.00	0.00	0.00	0.00	0.00	
Liquidated damages and similar claims	0.00	0.00	0.00	0.00	0.00	0.00	0.00	0.00	0.00	0.00	0.00	0.00	0.00	0.00	0.00	0.00	0.00	0.00	0.00	0.00	0.00	0.00	0.00	0.00	0.00	0.00	0.00	0.00	0.00	0.00	
Others (TEF, BTI-Documentary Stamp Tax, etc.)	0.00	0.00	0.00	0.00	0.00	0.00	0.00	0.00	0.00	0.00	0.00	0.00	0.00	0.00	0.00	0.00	0.00	0.00	0.00	0.00	0.00	0.00	0.00	0.00	0.00	0.00	0.00	0.00	0.00	0.00	
TOTAL NON-CASH DISBURSEMENTS	2,331,946.81	2,306,516.52	0.00	0.00	4,638,463.33	0.00	0.00	0.00	0.00	0.00	0.00	0.00	0.00	0.00	0.00	0.00	0.00	4,638,463.33	0.00	0.00	0.00	0.00	2,331,946.81	2,306,516.52	0.00	0.00	4,638,463.33	0.00			
GRAND TOTAL	64,852,729.90	144,692,378.02	0.00	0.00	199,545,107.92	0.00	0.00	0.00	0.00	0.00	103,219.55	300.00	0.00	0.00	0.00	103,519.55	103,519.55	199,648,627.47	0.00	0.00	0.00	0.00	54,955,949.45	144,692,678.02	0.00	0.00	199,648,627.47	0.00			


SUMMARY

Particulars (1)	Previous Report (2)	This Month (3)	As at Date (4)
Total Disbursement Authorities Received	489,302,306.74	61,821,463.33	551,123,770.07
NCA	476,463,480.00	57,183,000.00	533,646,480.00
NTA	0.00	0.00	0.00
Working Fund	0.00	0.00	0.00
TRA	12,838,826.74	4,638,463.33	17,477,290.07
CDC	0.00	0.00	0.00
NCAA	0.00	0.00	0.00
Less: Notice of Transfer of Allocations (NTA) issued	489,302,306.74	61,821,463.33	551,123,770.07
Total Disbursement Authorities Available	0.00	0.00	0.00
Less:	198.42	0.00	198.42
Lapsed NCA	335,626,639.63	195,010,164.14	530,636,803.77
Disbursements	0.00	0.00	0.00
Less: Other Non-Cash Disbursements	0.00	0.00	0.00
Disbursements effected through outright deductions from claims	0.00	0.00	0.00
Overpayment of expenses (e.g. personnel benefits)	0.00	0.00	0.00
Restitution for loss of government property	0.00	0.00	0.00
Liquidated damages and similar claims	0.00	0.00	0.00
Others (e.g. TEF, BTI, Docs Stamp, etc.)	0.00	0.00	0.00
ADD: Less: Adjustments (e.g. cancelled/stated checks)	18,556.28	0.00	18,556.28
Balance of Disbursement Authorities as at date	153,694,026.97	(133,188,700.81)	20,505,326.16
Total Disbursements Program	476,482,038.28	57,183,000.00	533,665,038.28
Less: Actual Disbursements	335,626,639.63	195,010,164.14	530,636,803.77
(Over/Under spending)	140,855,398.65	(137,827,164.14)	3,028,234.51

Notes: * The use of NTA is discouraged
 Notes: ** Amounts should tally with the grand total disbursement (column 27).

Certified Correct:

 RYAN R. RONQUILLO, CPA
 ACCOUNTANT
 Date: 2025-06-11 05:58:23 PM

Recommending Approval:

 JOHN ERWIN C. PANLILIO, CPA
 CHIEF FINANCE OFFICER
 Date: 2025-06-11 06:01:42 PM

Approved By:

 DR. ARNOLD E. VELASCO
 AGENCY HEAD
 Date: 2025-06-11 06:07:18 PM
 JUN 11 - 2025