

SUMMARY OF APPROPRIATIONS, ALLOTMENTS, OBLIGATIONS, DISBURSEMENTS AND BALANCES BY OBJECT OF EXPENDITURES
As at the Quarter Ending March 31, 2021

Department: State Universities and Colleges (SUCs)
 Agency/Entity: Tarlac State University
 Operating Unit: < not applicable >
 Organization Code (UAOS): 08 037 000000
 Fund Cluster: 01 Regular Agency Fund
 (e.g. UAOS Fund Cluster: 01-Regular Agency Fund, 02-Foreign Assisted Projects Fund, 03-Special Account-Locally Funded/Domestic Grants Fund, and 04-Special Account-Foreign Assisted/Foreign Grants Fund)

	Current Year Appropriations
	Supplemental Appropriations
X	Continuing Appropriations

Particulars	UAOS CODE	Appropriations								Obligations					Disbursements					Balances			
		Authorized Appropriations	Adjustments (Transfers To/From, Modifications/ Augmentations)	Adjusted Appropriations	Alloiments Received	Adjustments (Reductions, Modifications/ Augmentations)	Transfer To	Transfer From	Adjusted Aloiments	1st Quarter Ending March 31	2nd Quarter Ending June 30	3rd Quarter Ending Sept. 30	4th Quarter Ending Dec. 31	TOTAL	1st Quarter Ending March 31	2nd Quarter Ending June 30	3rd Quarter Ending Sept. 30	4th Quarter Ending Dec. 31	TOTAL	Unreleased Appropriations	Unobligated Allotments	Unpaid Obligations (15-20)-(23+24)	
		3	4	5=(3+4)	6	7	8	9	10=[(6)+(7)-8+(9)]	11	12	13	14	15=(11+12+13+14)	16	17	18	19	20=(16+17+18+19)	21=(5-10)	22=(10-15)	23	24
SUMMARY		37,110,190.96	(609,216.21)	36,500,980.35	36,500,980.35	0.00	0.00	0.00	36,500,980.35	13,677,374.98	0.00	0.00	0.00	13,677,374.98	4,669,596.35	0.00	0.00	0.00	4,669,596.35	0.00	22,823,605.37	0.00	9,607,818.63
CONTINUING APPROPRIATIONS		37,110,190.96	(609,216.21)	36,500,980.35	36,500,980.35	0.00	0.00	0.00	36,500,980.35	13,677,374.98	0.00	0.00	0.00	13,677,374.98	4,669,596.35	0.00	0.00	0.00	4,669,596.35	0.00	22,823,605.37	0.00	9,607,818.63
Agency Specific Budget		37,110,190.96	(609,216.21)	36,500,980.35	36,500,980.35	0.00	0.00	0.00	36,500,980.35	13,677,374.98	0.00	0.00	0.00	13,677,374.98	4,669,596.35	0.00	0.00	0.00	4,669,596.35	0.00	22,823,605.37	0.00	9,607,818.63
Maintenance and Other Operating Expenses		31,857,644.04	0.00	31,857,644.04	31,857,644.04	0.00	0.00	0.00	31,857,644.04	13,677,374.98	0.00	0.00	0.00	13,677,374.98	4,669,596.35	0.00	0.00	0.00	4,669,596.35	0.00	16,180,269.00	0.00	9,607,818.63
Traveling Expenses	502010000	308,922.90	0.00	308,922.90	308,922.90	0.00	0.00	0.00	308,922.90	110,830.00	0.00	0.00	0.00	110,830.00	46,580.00	0.00	0.00	0.00	46,580.00	0.00	196,092.90	0.00	64,250.00
Traveling Expenses - Local	502010100	308,922.90	0.00	308,922.90	308,922.90	0.00	0.00	0.00	308,922.90	110,830.00	0.00	0.00	0.00	110,830.00	46,580.00	0.00	0.00	0.00	46,580.00	0.00	196,092.90	0.00	64,250.00
Training and Scholarship Expenses	502020000	3,163,076.33	0.00	3,163,076.33	3,163,076.33	0.00	0.00	0.00	3,163,076.33	108,750.00	0.00	0.00	0.00	108,750.00	65,700.00	0.00	0.00	0.00	65,700.00	0.00	3,074,326.33	0.00	43,050.00
Training Expenses	502020100	387,123.33	0.00	387,123.33	387,123.33	0.00	0.00	0.00	387,123.33	75,550.00	0.00	0.00	0.00	75,550.00	32,500.00	0.00	0.00	0.00	32,500.00	0.00	311,573.33	0.00	43,050.00
Training Expenses	502020102	387,123.33	0.00	387,123.33	387,123.33	0.00	0.00	0.00	387,123.33	75,550.00	0.00	0.00	0.00	75,550.00	32,500.00	0.00	0.00	0.00	32,500.00	0.00	311,573.33	0.00	43,050.00
Scholarship Grants/Expenses	502020200	2,795,953.00	0.00	2,795,953.00	2,795,953.00	0.00	0.00	0.00	2,795,953.00	33,200.00	0.00	0.00	0.00	33,200.00	33,200.00	0.00	0.00	0.00	33,200.00	0.00	2,762,753.00	0.00	0.00
Supplies and Materials Expenses	502030000	10,356,134.13	0.00	10,356,134.13	10,356,134.13	0.00	0.00	0.00	10,356,134.13	9,999,950.71	0.00	0.00	0.00	9,999,950.71	2,339,303.24	0.00	0.00	0.00	2,339,303.24	0.00	356,183.42	0.00	7,660,647.47
Office Supplies Expenses	502030100	8,046,797.38	0.00	8,046,797.38	8,046,797.38	0.00	0.00	0.00	8,046,797.38	7,943,736.30	0.00	0.00	0.00	7,943,736.30	1,281,646.67	0.00	0.00	0.00	1,281,646.67	0.00	103,059.08	0.00	6,662,091.63
Office Supplies Expenses	502030102	8,046,797.38	0.00	8,046,797.38	8,046,797.38	0.00	0.00	0.00	8,046,797.38	7,943,736.30	0.00	0.00	0.00	7,943,736.30	1,281,646.67	0.00	0.00	0.00	1,281,646.67	0.00	103,059.08	0.00	6,662,091.63
Accountable Forms Expenses	502030200	107,750.00	0.00	107,750.00	107,750.00	0.00	0.00	0.00	107,750.00	0.00	0.00	0.00	0.00	0.00	0.00	0.00	0.00	0.00	0.00	0.00	107,750.00	0.00	0.00
Fuel, Oil and Lubricants Expenses	502030300	322,195.45	0.00	322,195.45	322,195.45	0.00	0.00	0.00	322,195.45	203,832.12	0.00	0.00	0.00	203,832.12	203,832.12	0.00	0.00	0.00	203,832.12	0.00	118,363.12	0.00	0.00
Other Supplies and Materials Expenses	502030900	1,879,391.30	0.00	1,879,391.30	1,879,391.30	0.00	0.00	0.00	1,879,391.30	1,852,380.29	0.00	0.00	0.00	1,852,380.29	853,824.45	0.00	0.00	0.00	853,824.45	0.00	27,011.01	0.00	996,556.84
Utility Expenses	502040000	14,801,020.97	0.00	14,801,020.97	14,801,020.97	0.00	0.00	0.00	14,801,020.97	2,642,106.90	0.00	0.00	0.00	2,642,106.90	1,901,333.00	0.00	0.00	0.00	1,901,333.00	0.00	12,158,914.07	0.00	740,773.90
Water Expenses	502040100	834,947.60	0.00	834,947.60	834,947.60	0.00	0.00	0.00	834,947.60	503,360.49	0.00	0.00	0.00	503,360.49	503,360.49	0.00	0.00	0.00	503,360.49	0.00	331,587.11	0.00	0.00
Electricity Expenses	502040200	13,966,073.37	0.00	13,966,073.37	13,966,073.37	0.00	0.00	0.00	13,966,073.37	2,138,746.41	0.00	0.00	0.00	2,138,746.41	1,397,972.51	0.00	0.00	0.00	1,397,972.51	0.00	11,827,326.86	0.00	740,773.90
Communication Expenses	502050000	881,699.12	0.00	881,699.12	881,699.12	0.00	0.00	0.00	881,699.12	82,011.21	0.00	0.00	0.00	82,011.21	82,011.21	0.00	0.00	0.00	82,011.21	0.00	799,687.91	0.00	0.00
Telephone Expenses	502050200	881,699.12	0.00	881,699.12	881,699.12	0.00	0.00	0.00	881,699.12	82,011.21	0.00	0.00	0.00	82,011.21	82,011.21	0.00	0.00	0.00	82,011.21	0.00	799,687.91	0.00	0.00
Landline	502050202	881,699.12	0.00	881,699.12	881,699.12	0.00	0.00	0.00	881,699.12	82,011.21	0.00	0.00	0.00	82,011.21	82,011.21	0.00	0.00	0.00	82,011.21	0.00	799,687.91	0.00	0.00
Awards/Rewards and Prizes	502060000	10,000.00	0.00	10,000.00	10,000.00	0.00	0.00	0.00	10,000.00	0.00	0.00	0.00	0.00	0.00	0.00	0.00	0.00	0.00	0.00	0.00	10,000.00	0.00	0.00
Awards/Rewards Expenses	502060100	10,000.00	0.00	10,000.00	10,000.00	0.00	0.00	0.00	10,000.00	0.00	0.00	0.00	0.00	0.00	0.00	0.00	0.00	0.00	0.00	0.00	10,000.00	0.00	0.00
Awards/Rewards Expenses	502060101	10,000.00	0.00	10,000.00	10,000.00	0.00	0.00	0.00	10,000.00	0.00	0.00	0.00	0.00	0.00	0.00	0.00	0.00	0.00	0.00	0.00	10,000.00	0.00	0.00
Professional Services	502110000	110,997.05	0.00	110,997.05	110,997.05	0.00	0.00	0.00	110,997.05	13,000.00	0.00	0.00	0.00	13,000.00	13,000.00	0.00	0.00	0.00	13,000.00	0.00	97,997.05	0.00	0.00
Auditing Services	502110200	45,926.50	0.00	45,926.50	45,926.50	0.00	0.00	0.00	45,926.50	0.00	0.00	0.00	0.00	0.00	0.00	0.00	0.00	0.00	0.00	0.00	45,926.50	0.00	0.00

This report was generated using the Unified Reporting System on null version.FAR1a.1.1 : Status : SUBMITTED

Department: State Universities and Colleges (SUCs)
 Agency/Entity: Tartac State University
 Operating Unit: < not applicable >
 Organization Code (UACS): 08 037 000000
 Fund Cluster: 01 Regular Agency Fund

(e.g. UACS Fund Cluster: 01-Regular Agency Fund, 02-Foreign Assisted Projects Fund, 03-Special Account-Locally Funded/Domestic Grants Fund, and 04-Special Account-Foreign Assisted/Foreign Grants Fund)

	Current Year Appropriations
	Supplemental Appropriations
X	Continuing Appropriations


Particulars	UACS CODE	Appropriations				Allotments					Obligations				Disbursements				Balances					
		Authorized Appropriations	Adjustments (Transfer To/From, Modifications/ Augmentations)	Adjusted Appropriations	Allotments Received	Adjustments (Reductions, Modifications/ Augmentations)	Transfer To	Transfer From	Adjusted Allotments	1st Quarter	2nd Quarter	3rd Quarter	4th Quarter	TOTAL	1st Quarter	2nd Quarter	3rd Quarter	4th Quarter	TOTAL	Unreleased Appropriations	Unobligated Allotments	Unpaid Obligations (15-20)=(23+24)		
										Ending March 31	Ending June 30	Ending Sept. 30	Ending Dec. 31		Ending March 31	Ending June 30	Ending Sept. 30	Ending Dec. 31				20=(16+17+18+19)	21=(5-10)	22=(10-15)
1	2	3	4	5=(3+4)	6	7	8	9	10=[(6+7)-(8+9)]	11	12	13	14	15=(11+12+13+14)	16	17	18	19	20=(16+17+18+19)	21=(5-10)	22=(10-15)	23	24	
Consultancy Services	5021103000	52,000.00	0.00	52,000.00	52,000.00	0.00	0.00	0.00	52,000.00	0.00	0.00	0.00	0.00	52,000.00	0.00	0.00	0.00	0.00	52,000.00	0.00	52,000.00	0.00	0.00	
Consultancy Services	5021103002	52,000.00	0.00	52,000.00	52,000.00	0.00	0.00	0.00	52,000.00	0.00	0.00	0.00	0.00	52,000.00	0.00	0.00	0.00	0.00	52,000.00	0.00	52,000.00	0.00	0.00	
Other Professional Services	5021190000	13,070.95	0.00	13,070.95	13,070.95	0.00	0.00	0.00	13,070.95	13,000.00	0.00	0.00	0.00	13,000.00	13,000.00	0.00	0.00	0.00	13,000.00	0.00	70.95	0.00	0.00	
General Services	5021200000	41,694.27	0.00	41,694.27	41,694.27	0.00	0.00	0.00	41,694.27	17,743.24	0.00	0.00	0.00	17,743.24	17,743.24	0.00	0.00	0.00	17,743.24	0.00	23,951.03	0.00	0.00	
Janitorial Services	5021202000	41,199.85	0.00	41,199.85	41,199.85	0.00	0.00	0.00	41,199.85	17,743.24	0.00	0.00	0.00	17,743.24	17,743.24	0.00	0.00	0.00	17,743.24	0.00	23,456.61	0.00	0.00	
Other General Services	5021290000	494.42	0.00	494.42	494.42	0.00	0.00	0.00	494.42	0.00	0.00	0.00	0.00	0.00	0.00	0.00	0.00	0.00	0.00	0.00	494.42	0.00	0.00	
Other General Services	5021290099	494.42	0.00	494.42	494.42	0.00	0.00	0.00	494.42	0.00	0.00	0.00	0.00	0.00	0.00	0.00	0.00	0.00	0.00	0.00	494.42	0.00	0.00	
Repairs and Maintenance	5021300000	1,411,490.00	0.00	1,411,490.00	1,411,490.00	0.00	0.00	0.00	1,411,490.00	479,097.28	0.00	0.00	0.00	479,097.28	0.00	0.00	0.00	0.00	479,097.28	0.00	932,392.72	0.00	479,097.28	
Repairs and Maintenance - Buildings and Other Structures	5021304000	1,395,490.00	0.00	1,395,490.00	1,395,490.00	0.00	0.00	0.00	1,395,490.00	473,638.26	0.00	0.00	0.00	473,638.26	0.00	0.00	0.00	0.00	473,638.26	0.00	921,851.74	0.00	473,638.26	
Buildings	5021304001	1,395,490.00	0.00	1,395,490.00	1,395,490.00	0.00	0.00	0.00	1,395,490.00	473,638.26	0.00	0.00	0.00	473,638.26	0.00	0.00	0.00	0.00	473,638.26	0.00	921,851.74	0.00	473,638.26	
Repairs and Maintenance - Machinery and Equipment	5021305000	16,000.00	0.00	16,000.00	16,000.00	0.00	0.00	0.00	16,000.00	5,459.00	0.00	0.00	0.00	5,459.00	0.00	0.00	0.00	0.00	5,459.00	0.00	10,541.00	0.00	5,459.00	
Machinery	5021305001	16,000.00	0.00	16,000.00	16,000.00	0.00	0.00	0.00	16,000.00	5,459.00	0.00	0.00	0.00	5,459.00	0.00	0.00	0.00	0.00	5,459.00	0.00	10,541.00	0.00	5,459.00	
Taxes, Insurance Premiums and Other Fees	5021500000	257,880.00	0.00	257,880.00	257,880.00	0.00	0.00	0.00	257,880.00	200.00	0.00	0.00	0.00	200.00	200.00	0.00	0.00	0.00	200.00	0.00	257,880.00	0.00	0.00	
Taxes, Dues and Licenses	5021501000	257,880.00	0.00	257,880.00	257,880.00	0.00	0.00	0.00	257,880.00	200.00	0.00	0.00	0.00	200.00	200.00	0.00	0.00	0.00	200.00	0.00	257,880.00	0.00	0.00	
Taxes, Dues and Licenses	5021501001	257,880.00	0.00	257,880.00	257,880.00	0.00	0.00	0.00	257,880.00	200.00	0.00	0.00	0.00	200.00	200.00	0.00	0.00	0.00	200.00	0.00	257,880.00	0.00	0.00	
Other Maintenance and Operating Expenses	5022900000	494,729.27	0.00	494,729.27	494,729.27	0.00	0.00	0.00	494,729.27	223,685.66	0.00	0.00	0.00	223,685.66	203,685.66	0.00	0.00	0.00	203,685.66	0.00	271,043.61	0.00	20,000.00	
Advertising Expenses	5022901000	51,750.00	0.00	51,750.00	51,750.00	0.00	0.00	0.00	51,750.00	35,000.00	0.00	0.00	0.00	35,000.00	15,000.00	0.00	0.00	0.00	15,000.00	0.00	16,750.00	0.00	20,000.00	
Representation Expenses	5022903000	42,496.00	0.00	42,496.00	42,496.00	0.00	0.00	0.00	42,496.00	40,250.00	0.00	0.00	0.00	40,250.00	40,250.00	0.00	0.00	0.00	40,250.00	0.00	2,246.00	0.00	0.00	
Rent/Lease Expenses	5022905000	192,000.00	0.00	192,000.00	192,000.00	0.00	0.00	0.00	192,000.00	0.00	0.00	0.00	0.00	0.00	0.00	0.00	0.00	0.00	0.00	0.00	192,000.00	0.00	0.00	
Rent - Motor Vehicles	5022905003	192,000.00	0.00	192,000.00	192,000.00	0.00	0.00	0.00	192,000.00	0.00	0.00	0.00	0.00	0.00	0.00	0.00	0.00	0.00	0.00	0.00	192,000.00	0.00	0.00	
Membership Dues and Contributions to Organizations	5022906000	32,667.75	0.00	32,667.75	32,667.75	0.00	0.00	0.00	32,667.75	30,000.00	0.00	0.00	0.00	30,000.00	30,000.00	0.00	0.00	0.00	30,000.00	0.00	2,667.75	0.00	0.00	
Subscription Expenses	5022907000	46,371.67	0.00	46,371.67	46,371.67	0.00	0.00	0.00	46,371.67	0.00	0.00	0.00	0.00	0.00	0.00	0.00	0.00	0.00	0.00	0.00	46,371.67	0.00	0.00	
Other Subscription Expenses	5022907099	46,371.67	0.00	46,371.67	46,371.67	0.00	0.00	0.00	46,371.67	0.00	0.00	0.00	0.00	0.00	0.00	0.00	0.00	0.00	0.00	0.00	46,371.67	0.00	0.00	
Donations	5022908000	11,000.00	0.00	11,000.00	11,000.00	0.00	0.00	0.00	11,000.00	0.00	0.00	0.00	0.00	0.00	0.00	0.00	0.00	0.00	0.00	0.00	11,000.00	0.00	0.00	
Other Maintenance and Operating Expenses	5022999000	118,443.85	0.00	118,443.85	118,443.85	0.00	0.00	0.00	118,443.85	118,435.66	0.00	0.00	0.00	118,435.66	118,435.66	0.00	0.00	0.00	118,435.66	0.00	8.19	0.00	0.00	
Other Maintenance and Operating Expenses	5022999099	118,443.85	0.00	118,443.85	118,443.85	0.00	0.00	0.00	118,443.85	118,435.66	0.00	0.00	0.00	118,435.66	118,435.66	0.00	0.00	0.00	118,435.66	0.00	8.19	0.00	0.00	
Capital Outlay		5,252,546.52	(609,210.21)	4,643,336.31	4,643,336.31	0.00	0.00	0.00	4,643,336.31	0.00	0.00	0.00	0.00	0.00	0.00	0.00	0.00	0.00	0.00	0.00	0.00	4,643,336.31	0.00	0.00
Property, Plant and Equipment Outlay	5060400000	5,252,546.52	(609,210.21)	4,643,336.31	4,643,336.31	0.00	0.00	0.00	4,643,336.31	0.00	0.00	0.00	0.00	0.00	0.00	0.00	0.00	0.00	0.00	0.00	0.00	4,643,336.31	0.00	0.00
Buildings and Other Structures	5060404000	1,633,984.52	(8,610.21)	1,625,374.31	1,625,374.31	0.00	0.00	0.00	1,625,374.31	0.00	0.00	0.00	0.00	0.00	0.00	0.00	0.00	0.00	0.00	0.00	0.00	1,625,374.31	0.00	0.00
Buildings	5060404001	306,481.04	(5,792.31)	300,688.73	300,688.73	0.00	0.00	0.00	300,688.73	0.00	0.00	0.00	0.00	0.00	0.00	0.00	0.00	0.00	0.00	0.00	0.00	300,688.73	0.00	0.00
Other Structures	5060404099	1,327,103.48	(3,817.90)	1,323,285.58	1,323,285.58	0.00	0.00	0.00	1,323,285.58	0.00	0.00	0.00	0.00	0.00	0.00	0.00	0.00	0.00	0.00	0.00	0.00	1,323,285.58	0.00	0.00


This report was generated using the Unified Reporting System on null version.FAR1a.1.1 ; Status : SUBMITTED


Department: State Universities and Colleges (SUCs)
 Agency/Entity: Tarlac State University
 Operating Unit: < not applicable >
 Organization Code (UACS): 08 037 000000
 Fund Cluster: 01 Regular Agency Fund
 (e.g. UACS Fund Cluster: 01-Regular Agency Fund, 02-Foreign Assisted Projects Fund, 03-Special Account-Locally Funded/Domestic Grants Fund, and 04-Special Account-Foreign Assisted/Foreign Grants Fund)


	Current Year Appropriations
	Supplemental Appropriations
X	Continuing Appropriations

Particulars	UACS CODE	Appropriations			Allotments			Obligations					Disbursements				Balances							
		Authorized Appropriations	Adjustments (Transfer To/From, Modifications/ Augmentations)	Adjusted Appropriations	Allotments Received	Adjustments (Reductions/ Modifications/ Augmentations)	Transfer To	Transfer From	Adjusted Allotments	1st Quarter Ending March 31	2nd Quarter Ending June 30	3rd Quarter Ending Sept. 30	4th Quarter Ending Dec. 31	TOTAL	1st Quarter Ending March 31	2nd Quarter Ending June 30	3rd Quarter Ending Sept. 30	4th Quarter Ending Dec. 31	TOTAL	Unreleased Appropriations	Unobligated Allotments	Unpaid Obligations (15-20)-(23+24)		
		3	4	5=(3+4)	6	7	8	9	10=(8+(7)-8+9)	11	12	13	14	15=(11+12+13+14)	16	17	18	19	20=(16+17+18+19)	21=(5-10)	22=(10-15)	23	24	
Machinery and Equipment Outlay	5060495001	3,019,362.00	(599,600.00)	3,019,362.00	3,019,362.00	0.00	0.00	0.00	3,019,362.00	0.00	0.00	0.00	0.00	0.00	0.00	0.00	0.00	0.00	0.00	0.00	0.00	3,019,362.00	0.00	0.00
Other Machinery and Equipment	5060495099	3,019,362.00	(599,600.00)	3,019,362.00	3,019,362.00	0.00	0.00	0.00	3,019,362.00	0.00	0.00	0.00	0.00	0.00	0.00	0.00	0.00	0.00	0.00	0.00	0.00	3,019,362.00	0.00	0.00
GRAND TOTAL		37,110,198.96	(809,210.21)	36,500,988.75	36,500,988.75	0.00	0.00	0.00	36,500,988.75	13,677,374.96	0.00	0.00	0.00	13,677,374.96	4,669,956.35	0.00	0.00	0.00	0.00	4,669,956.35	0.00	22,823,695.37	0.00	9,007,816.63


 ELENA MAY T. TEOFILO
 Officer in Charge
 Date: 2021-04-15 15:31:10


 JOHN ERWIN C. PAMILIO
 Accountant
 Date: 2021-04-15 15:31:10


 JOHN ERWIN C. PAMILIO
 Director, FMS
 Date: 2021-04-15 17:17:28


 MYRNA C. MALLARI
 Agency Head
 Date: 2021-04-15 17:20:21